



2026 First Quarter Crime Report

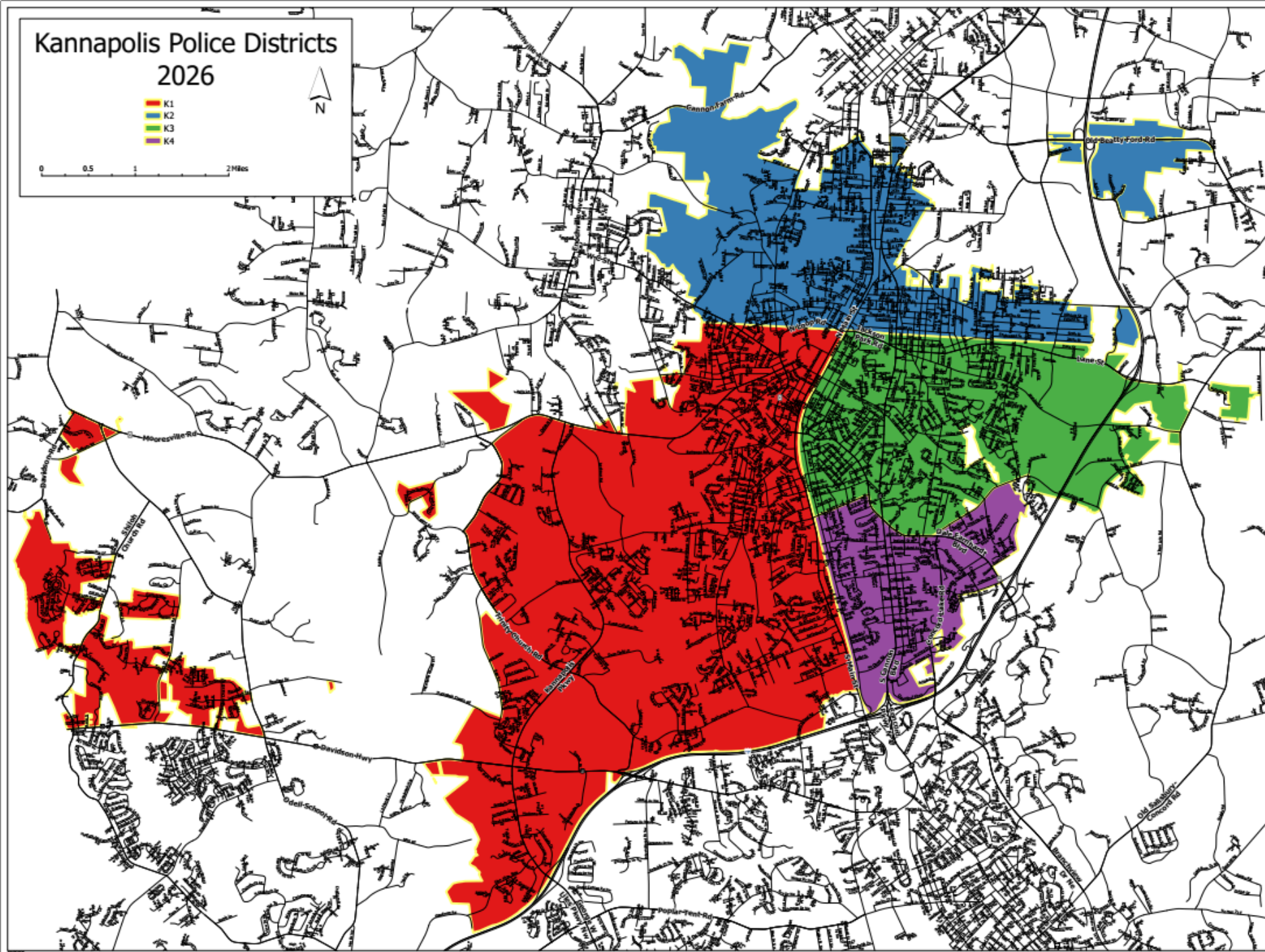
Prepared by: Crime Analyst Katie Congel



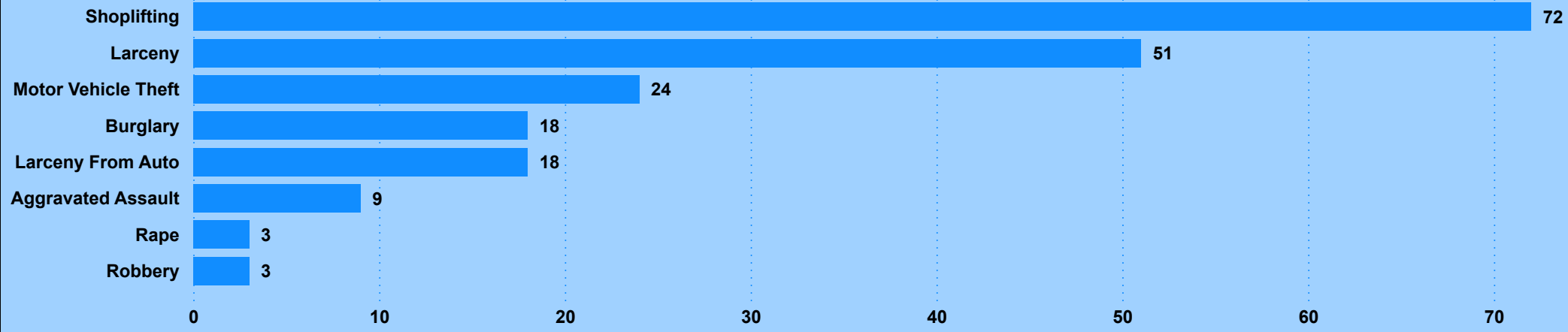
Kannapolis Police Districts 2026

- K1
- K2
- K3
- K4

0 0.5 1 2 Miles



Part 1 Crimes

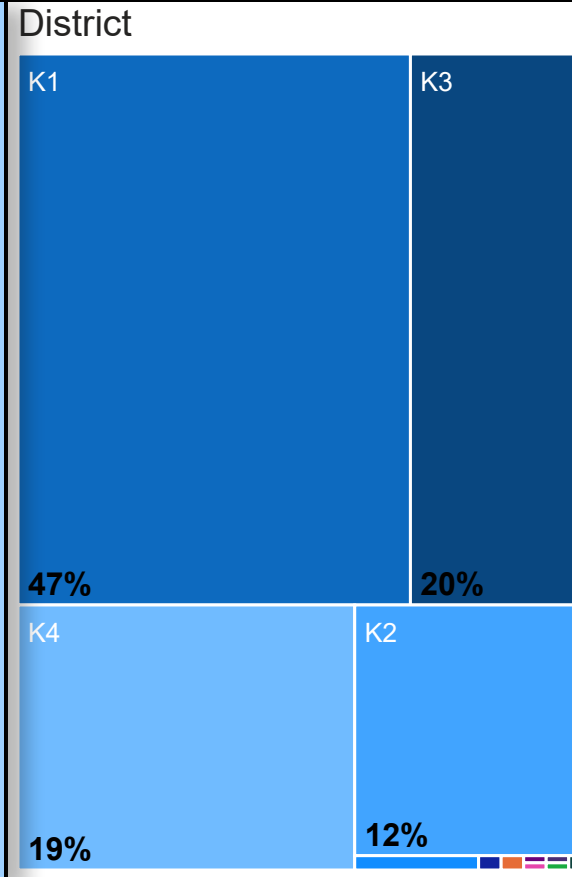
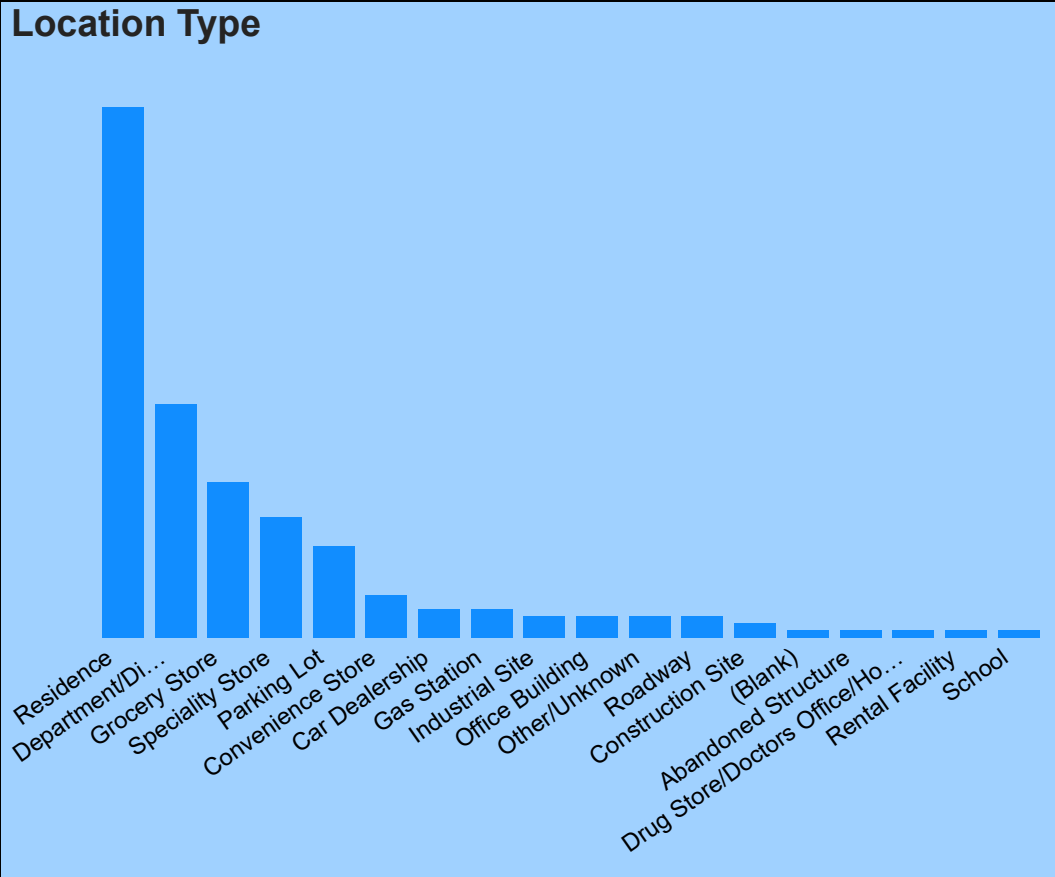


Date Crime Occurred

1/1/2026 3/31/2026

Initial Call Nature	Count
THEFT/LARCENY R	54
SHOPLIFTER	49
MOTOR VEHICLE T	13
B&E MOTOR V	10
RESIDENTIAL B &	7
GENERAL INVESTI	6
DOMESTIC ASSAUL	5
GENERAL DISTURB	5
COMMERCIAL B &a	4
SUSPICIOUS PERS	3
TRAFFIC STOP	3
B&E MOTOR VEHIC	2
CHILD ABUSE COM	2
COMMERCIAL B &	2
DOMESTIC VERBAL	2
RAPE SEXUAL ASS	2
TRESPASSING	2
ARMED ROBBERY I	1
ASSAULT ALREADY	1
ASSAULT IN PROG	1
DOMESTIC SPEAK	1
FIGHT IN PROGRE	1
PROPERTY DAMAGE	1
SHOTS FIRED IN	1
STRONG ARMED RO	1
SUSPICIOUS VEHI	1
Total	181

Case Status	% of Total
Cleared By Arrest	48%
Inactive	26%
Open	18%
Exceptionally Cleared	4%
Unfounded	4%
Total	100%



Unfounded: The crime did not occur

Exceptionally Cleared: case is closed without making an arrest due to situations beyond the control of the agency

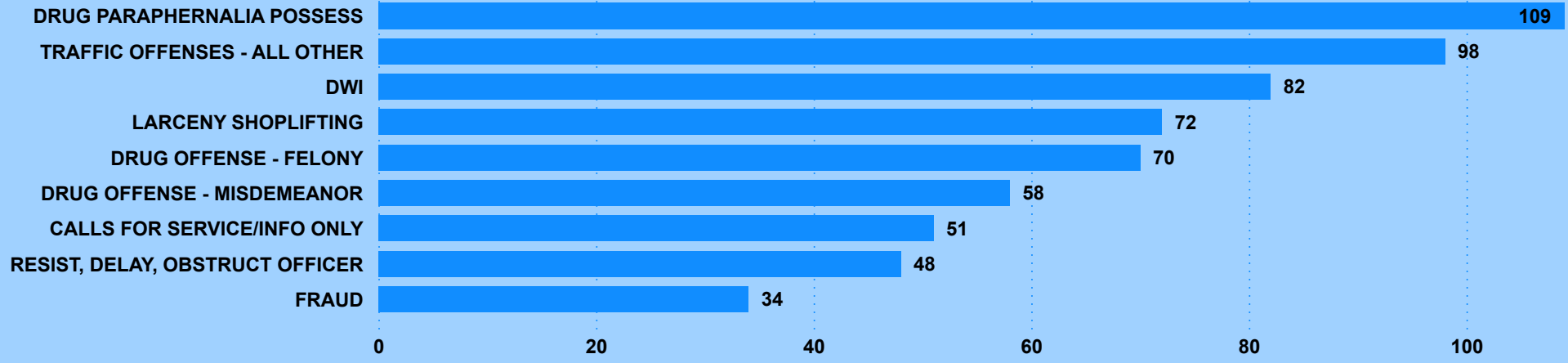
For further details, please see [2025 NIBRS Manual](#)

Note: An incident report may include multiple crimes - up to 10 distinct offenses can be included on 1 incident report.

198

Total Incident Reports

Charges

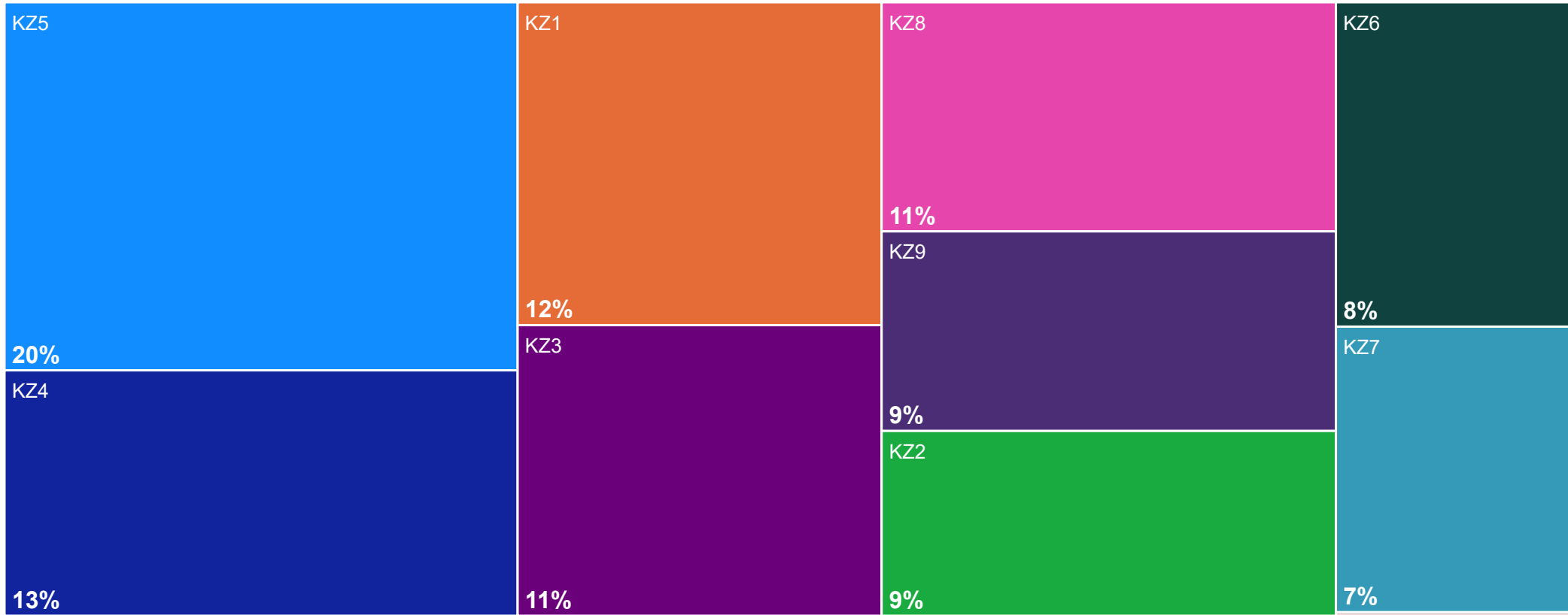


Date Crime Occurred ▼

1/1/2026 3/31/2026

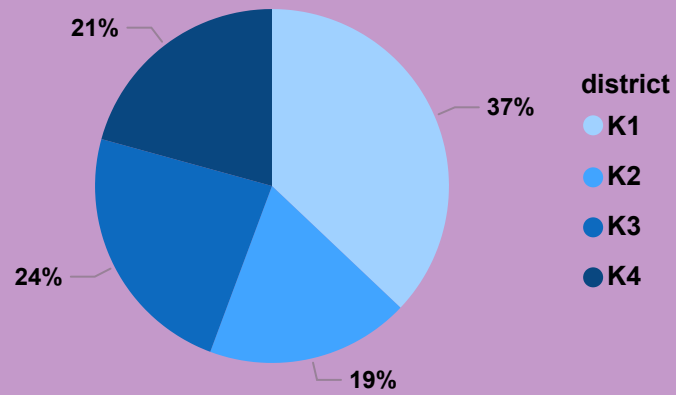
Initial Call Nature	Count
TRAFFIC STOP	326
SHOPLIFTER	71
THEFT/LARCENY R	66
DOMESTIC VERBAL	58
GENERAL INVESTI	46
GENERAL DISTURB	38
DOMESTIC ASSAUL	37
FRAUD FORGERY	34
MISSING PERSON	31
FOUND BODY DEAT	21
PROPERTY DAMAGE	21
CHILD ABUSE COM	18
TRESPASSING	18
MOTOR VEHICLE T	16
DRUG ACTIVITY I	15
B&E MOTOR V	13
OCCUPIED SUSPIC	13
CHECK WELFARE	12
TRAFFIC CRASH I	12
ASSAULT ALREADY	11
INTOXICATED DRI	11
MV CRASH NO INJ	11
RESIDENTIAL B &	11
FOLLOW UP INVES	10
WARRANT SERVICE	10
FIGHT IN PROGRE	9
Total	1078

Percentage of Crimes by Zone

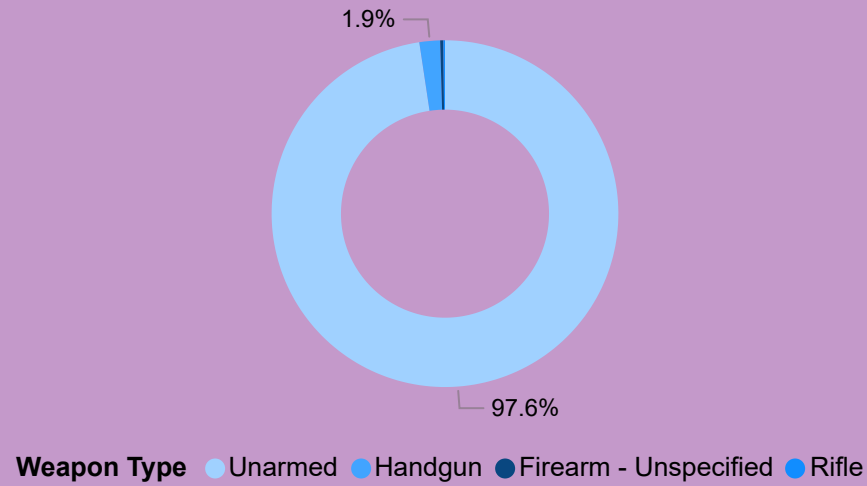


1,151
Total Crimes

Arrests By District



Weapon



Total Arrests


675

Date of Arrest

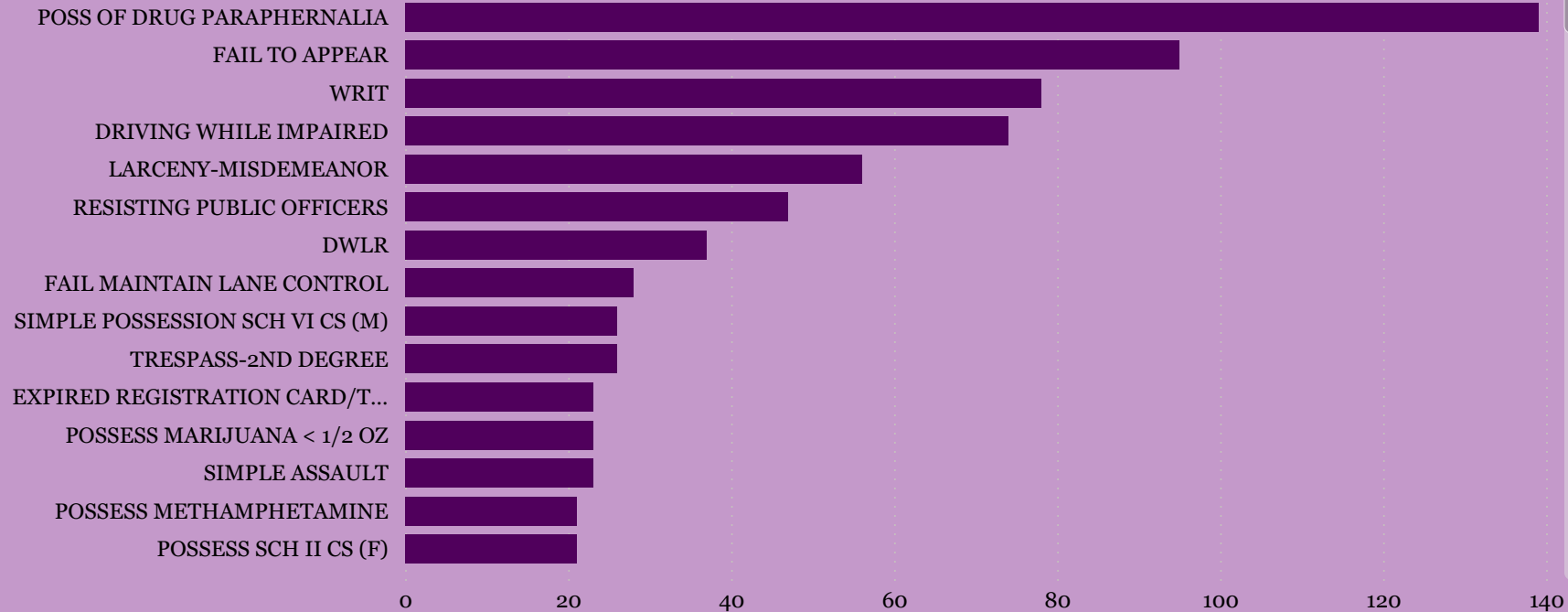
1/1/2026

3/31/2026

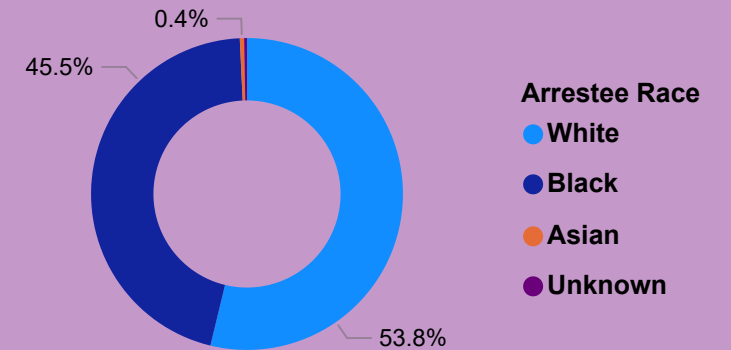
Arrest - Sex





Charges



Arrest - Race



Report Time Period

1/1/2026  3/31/2026 

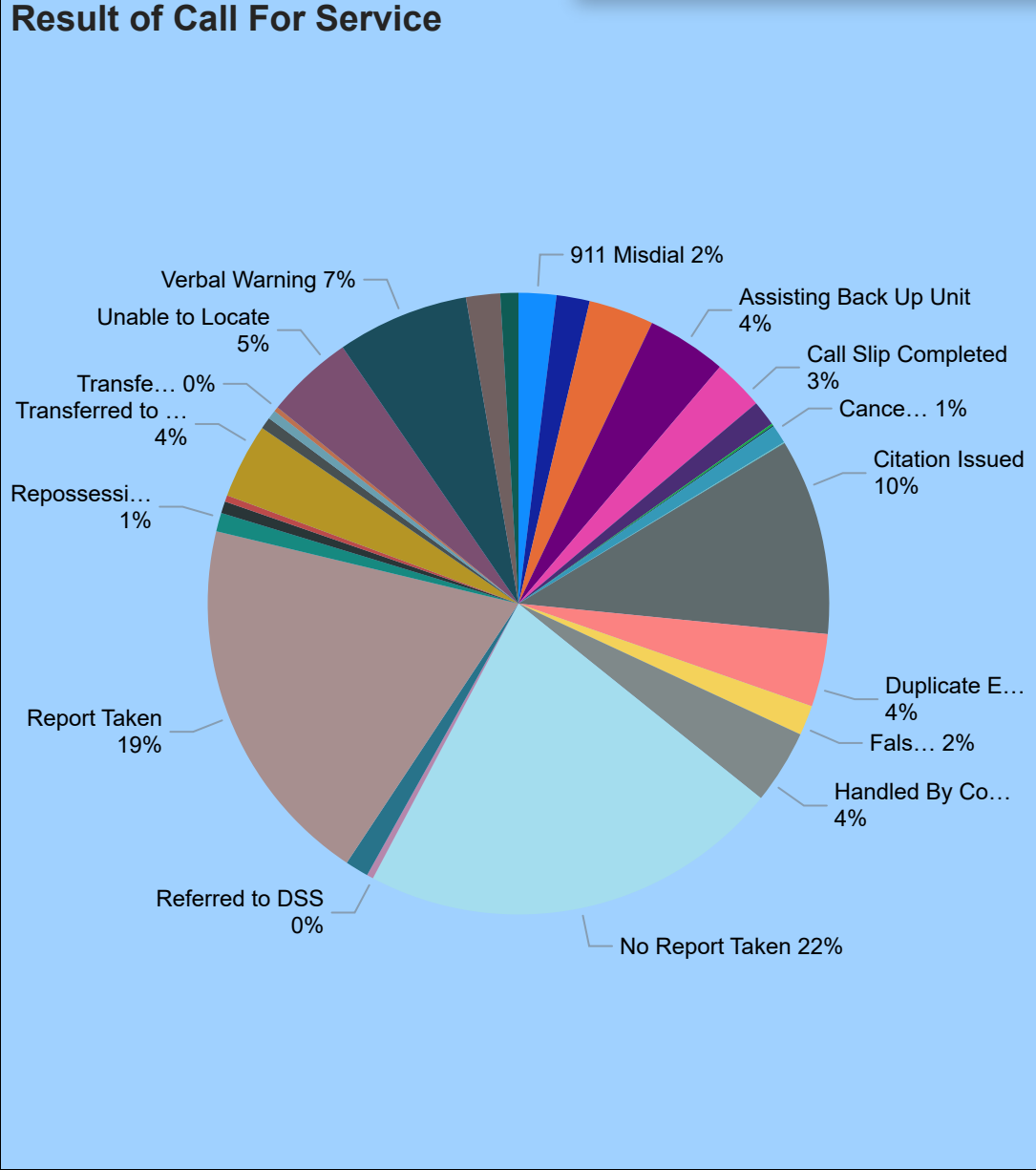
Median Time Spent on Call (Hours:Minutes:Seconds)

00:06:43

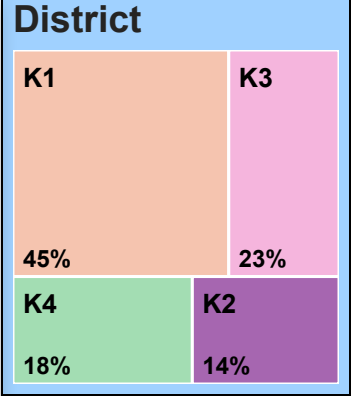
Average Arrival Time (Hours:Minutes:Seconds)

00:06:34

Calls For Service Data



Call Type	Dispatched	Self Initiated	Total
TRAFFIC STOP	35	3,236	3,271
911 HANG UPS	754		754
GENERAL INVESTIGATION/UNKNOWN	332	248	580
CHECK WELFARE	427	18	445
DOMESTIC VERBAL ONLY	368	3	371
FOLLOW UP INVESTIGATION	199	167	366
WARRANT SERVICE	114	233	347
MV CRASH NO INJURIES	279	18	297
GENERAL DISTURBANCE	267	12	279
ALARM COMMERCIAL/BUSINESS	174	1	175
SUSPICIOUS PERSON	129	33	162
STRANDED MOTORIST	91	69	160
DOMESTIC SPEAK W/ OFFICER	139		139
THEFT/LARCENY REPORT	131	6	137
REPOSSESSION	131		131
ASSIST EMS	122	5	127
RECKLESS DRIVING	120	4	124
ASSIST OTHER LEO/GOVT	83	38	121
DOMESTIC ASSAULT	117		117
FRAUD FORGERY	103	5	108
OCCUPIED SUSPICIOUS VEH	66	41	107
SUSPICIOUS VEHICLE	68	38	106
TOWED VEHICLE NOTIFICATION	106		106
LOUD MUSIC	102	1	103
SHOPLIFTER	90	13	103
RESIDENTIAL ALARM	102		102
Total	6,764	4,555	11,319



Calls For Service by Source

Call Source	Count
Dispatched	6,764
Self Initiated	4,555
Total	11,319

Date Crime Occurred

1/1/2016



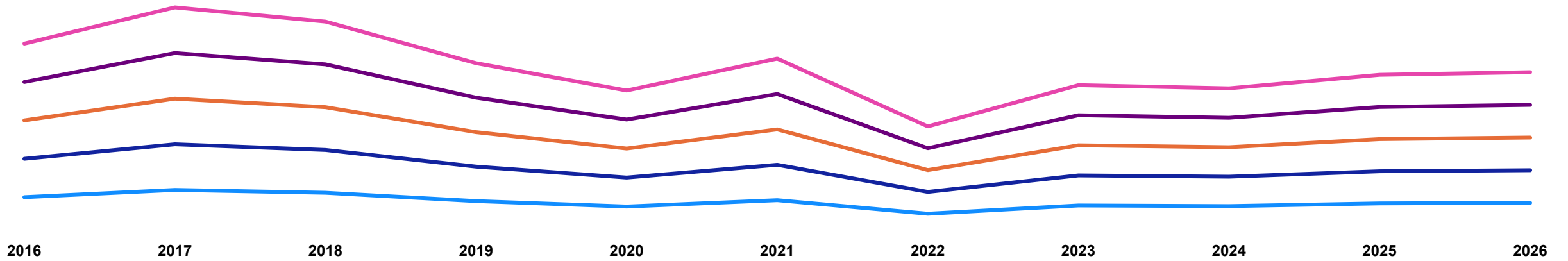
3/31/2026



10 Year Analysis - January 1 - March 31

Part One Property Crimes

NIBRS Codes ● Burglary ● Larceny ● Larceny From Auto ● Motor Vehicle Theft ● Shoplifting



Part One Violent Crimes

NIBRS Codes ● Aggravated Assault ● Homicide ● Rape ● Robbery

